

1011001010100001010001010  
0101000010111010100011100  
1110001101011011000100011  
0001010011001101011100110  
0111011100010111001101011  
1101100110001010010011100



# Rocket MultiValue Modernization Portfolio

# Why Modernize?

ISVs that develop and sell applications based on the MultiValue platform, and direct end-users who develop or maintain their own MultiValue-based applications, share a common problem: end-users have no patience for green-screen user interfaces. If you develop and market applications based on MultiValue, an outdated UI makes it difficult to attract new customers or retain existing ones, as well as hire and retain employees. A modern user experience—responsive, mobile, and web-enabled—is the way to address this challenge.

The repetitive drill-down associated with green screens is time-consuming and restrictive. A modern graphical user interface (GUI) changes the way users interact with information. Intuitive, contextual navigation improves staff productivity and efficiency, and reduces employee training and turnover. A new interface is also an opportunity to introduce added functionality.

All you need is a plan.





# Plan for Your MultiValue Modernization Success

A modernization plan should include these four basic steps:

**1. Gather requirements.** The first step is to understand the business initiative(s) driving the need to modernize. Engage key stakeholders to ensure you understand their concerns, and ensure that your plan maps to their requirements and overall business strategy.

**2. Determine what needs to be updated.** With clear objectives, you can identify what you need to change, including processes that need to be improved. In many cases, you can concentrate efforts on your front-end functionality, such as customer-facing application screens for self service or support. You may be able to leave back-office functions as they are—for example, manufacturing, inventory, or accounting—if the screens are used by long-term employees who are comfortable working in that environment.

**3. Quantify level of effort.** Decide what type of transformation is needed for each application. This could mean standard HTML, custom HTML that provides advanced features such as embedded images and company branding, a custom UI, or web services. Then factor in the number of screens and type of additional functionality you want to add.

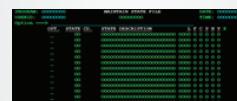
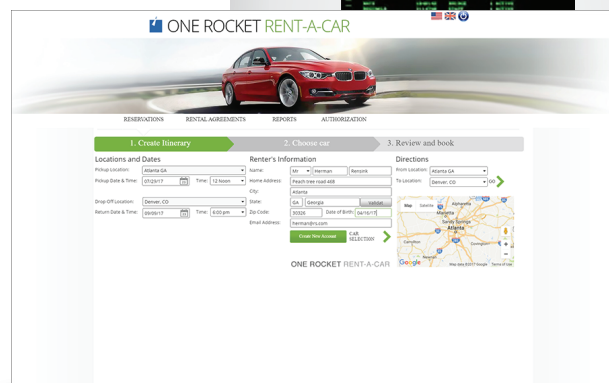
**4. Prioritize the modernization effort.** Determine the importance of each application based on how critical it is to your operations and revenue. Consider the proficiency of existing end-users, and how you will onboard new end-users. Take a phased approach so you can modernize while continuing to operate the business at full capacity.

Once you've completed these steps, you'll have a better understanding of which modernization efforts you should undertake. If the objective is to create a web interface as quickly as possible while preserving your current application, simple 1:1 screen-to-web transformation might be the right solution. But to connect internal applications to external systems or change the application workflow, web services might be a better long-term answer.

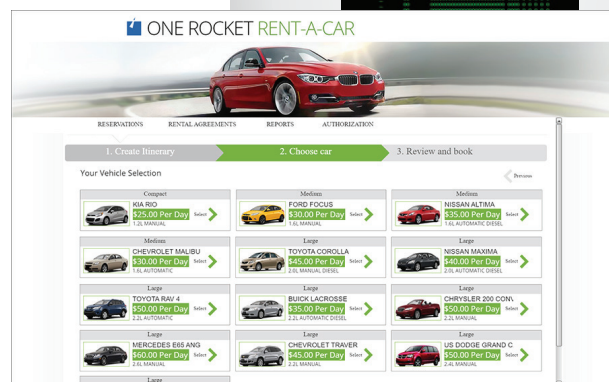
As you firm up your plans, don't forget to consider all of the possible integration points. You may find unexpected uses of the system, such as a partner's ecosystem, or integration with other internal applications.

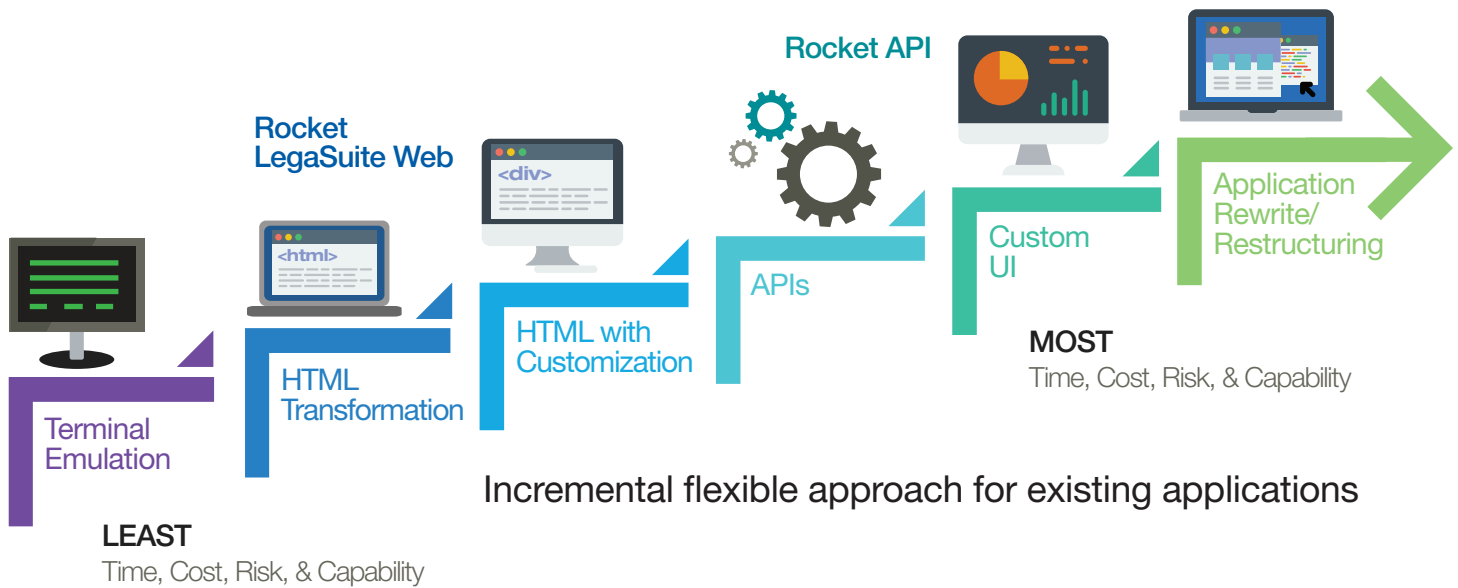


Line	Item	Qty	Unit	Price	Total
1	ITEM 1	1	EA	10.00	10.00
2	ITEM 2	2	EA	20.00	40.00
3	ITEM 3	1	EA	30.00	30.00
4	ITEM 4	1	EA	40.00	40.00
5	ITEM 5	1	EA	50.00	50.00



Line	Item	Qty	Unit	Price	Total
1	ITEM 1	1	EA	10.00	10.00
2	ITEM 2	2	EA	20.00	40.00
3	ITEM 3	1	EA	30.00	30.00
4	ITEM 4	1	EA	40.00	40.00
5	ITEM 5	1	EA	50.00	50.00





## Rocket Modernization Options for MultiValue

You can bring new life to Rocket MultiValue-based green-screen applications without making significant changes to the underlying technology, while preserving your business and proprietary logic. With Rocket® LegaSuite Web and Rocket® API, you can integrate web and mobile applications with MultiValue-based applications—without risk. You can update the look and feel of your MultiValue solution quickly, to give your users and customers a much better experience without having to rewrite or rip and replace code. You can decide to rework some, all, or none of your application, while providing your customers with a modern experience. You can even get more business value from your existing applications by bringing in content from third-party applications, providing access to external partners and users through the web, and adding capabilities you may not have imagined when you first implemented your MultiValue solution.

Rocket LegaSuite Web and Rocket API can help you modernize your applications and increase the value of your MultiValue investment.

## Move MultiValue Applications to the Browser with Rocket LegaSuite

Rocket LegaSuite makes it easy to modernize your tested and reliable MultiValue business applications and avoid the time, expense, and risk associated with recoding or replacing them. LegaSuite Web helps you create fresh, modern interfaces for older applications, and extend application interfaces to web browsers, smartphones, and tablets. With LegaSuite Web, you can easily transform your existing green screens with the added benefit of HTML5, including:

- Write once and run on any OS, platform, or device
- Transform 1:1 green-screen to web UI
- Dynamically generated web UI fields
- Improve navigation and look-and-feel
- Simplify training and deployment

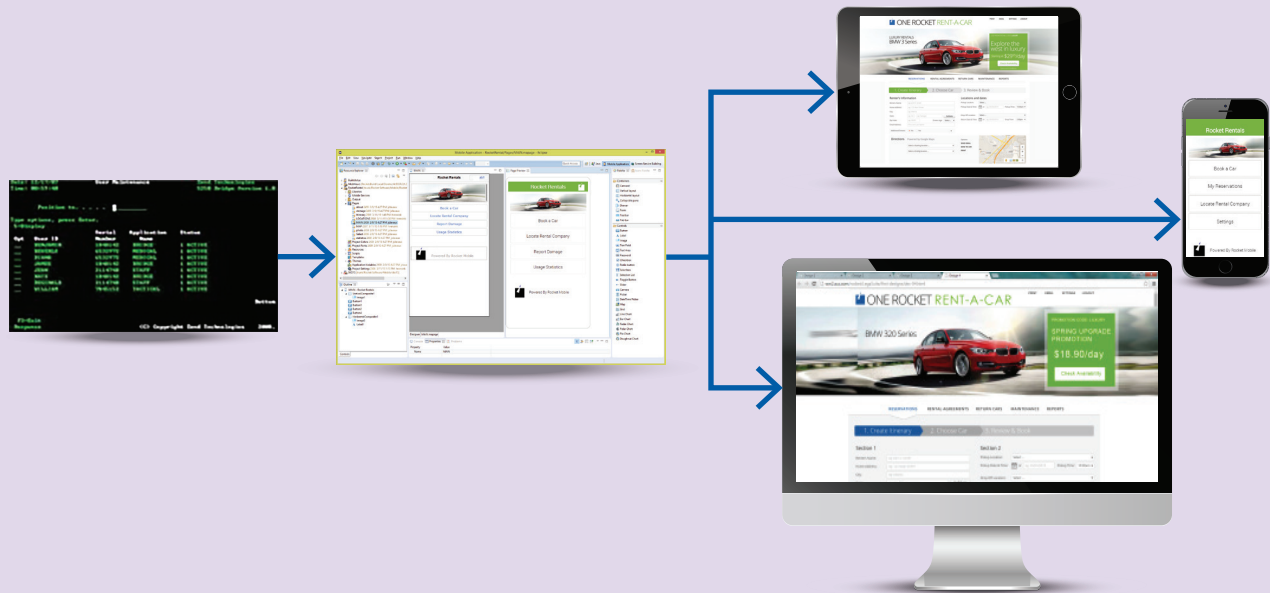
The LegaSuite Workbench development environment helps developers connect fields in green screens to modern user interfaces. The drag-and-drop interface places these fields in any position on the new UI for ease of use and efficiency. The result is faster time to delivery of modernized screens, with complete control over their look and feel.

This work can often be done in a matter of weeks, or even days, without the risk of adding untried new code. It is the quickest, least expensive way to deliver a richer, more engaging user experience.

If you need to expand your project to include more efficient processes and want to incorporate outside content, such as training videos from YouTube or Google searches, you can use advanced features to create a modern UI with:

- A high degree of customization and branding
- Improved process workflows
- JavaScript code that enhances the user experience

For projects requiring functionality that leverages multiple information sources, or for building a new application using existing MV applications as services, you'll want to look at Rocket API.



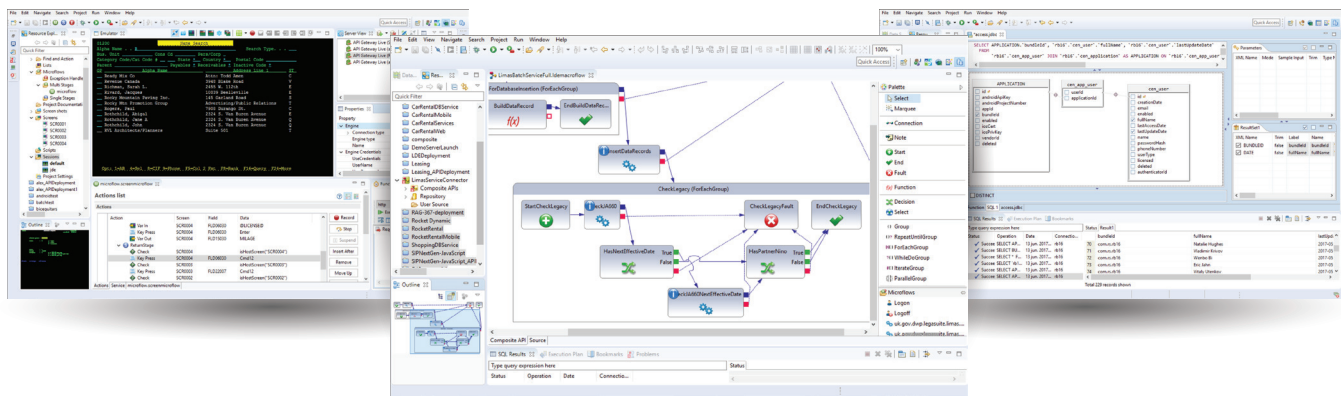
## Create New Web and Mobile Applications That Integrate Your MultiValue Applications

Rocket API helps developers capture the data and workflows of your green-screen applications and expose them as RESTful services. These services can then be used in developing web or mobile applications. Rocket API offers a point-and-click environment for recording these API scenarios into distinct transactions, and enables you to enrich MultiValue data and functionality with data from third-party sources such as Google Maps, Salesforce.com, or other project-specific content such as geospatial data or rating engines. Rocket API lets you combine internal and external development functionality through the ease and simplicity of RESTful APIs.

You can produce more effective workflows and enable greater productivity by combining actions from multiple screens. Extract only the information you want from each green screen and combine it to create new capabilities for an improved user experience.

Rocket API also increases the productivity of internal development resources by making it simple to share code. For example, one of your development teams may have built logic for inventory status, customer details, or credit checks that could be repurposed within other applications. Sharing code is easy and saves both time and money.



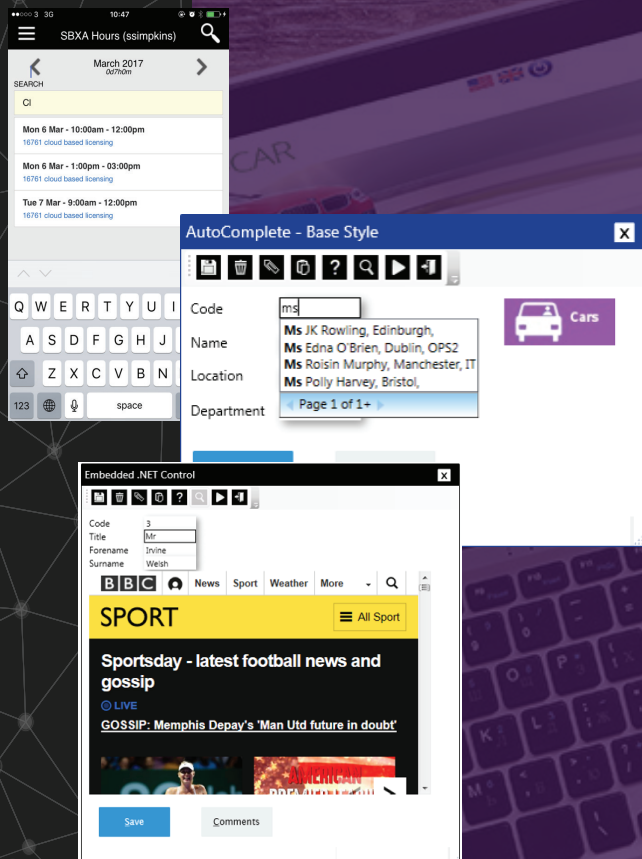


In addition to streamlining application development, Rocket API can provide a valuable source of connectivity for others who need access to your business systems. For instance, you could create a unique service for an associate or a unique service for an associate or partner who needs content from your database, or exposure to a specific bit of business logic.

By leveraging your MultiValue investments and extending their functionality to modern SOAP or RESTful services, you can:

- Orchestrate functions from disparate applications to work together
- Enable web and mobile teams to easily hook up applications to required data and processes
- Integrate new components into existing applications
- Rearrange application workflows to match a mobile work environment

Any of these modernization techniques can increase the value of your MultiValue investment.



## Develop New Web and Mobile Applications from MV Services with SB/XA

If you've moved to Rocket SB+ and then to **SystemBuilder Extensible Architecture (SB/XA)** and are using screen definitions, your modernization plans should include SB/XA Services. They enable you to leverage your existing knowledge and investment in SB+ to drive new types of applications, including web and mobile applications. You won't have to rewrite your application; you can wrap your SB processes in services, and SystemBuilder will keep your back-office and front-end functionality in sync. Then use your tool of choice to create the new UI. With SB/XA, you can transform your interface with:

- One-click deployment
- Resizing and zooming of forms
- Auto-complete
- Grid filtering/grouping/hyperlinks/extract to Excel
- Embedded HTML and .NET controls

If you are using SB+, then upgrading to SB/XA is the best choice for modernization.



# It's Time to Modernize

Modern applications are the way to grow revenue, stay competitive, retain customers and employees, and extend the life of existing applications.

Rocket LegaSuite modernizes legacy applications by giving them the interactive and dynamic user experiences your workforce needs to be more productive. LegaSuite Web extends your applications to browsers, smartphones, tablets, and other mobile devices, to help you meet your business needs and reach your employees and customers, regardless of their location. Rocket API makes it easy to integrate your proven, host-based systems into web or mobile applications. Customers that are already using SystemBuilder Extensible Architecture have a clear path to creating new web and mobile applications leveraging SB/XA services.

It's time to get started.



BROCHURE



© Rocket Software, Inc. or its affiliates 1990 – 2017. All rights reserved. Rocket and the Rocket Software logos are registered trademarks of Rocket Software, Inc. Other product and service names might be trademarks of Rocket Software or its affiliates. 201706BRMMV1

 [rocketsoftware.com](http://rocketsoftware.com)  
 [info@rocketsoftware.com](mailto:info@rocketsoftware.com)  
 US: 1 855 577 4323  
EMEA: 0800 520 0439  
APAC: 612 9412 5400  
 [twitter.com/rocket](https://twitter.com/rocket)  
 [www.linkedin.com/company/  
rocket-software](https://www.linkedin.com/company/rocket-software)  
 [www.facebook.com/  
RocketSoftwareInc](https://www.facebook.com/RocketSoftwareInc)  
 [blog.rocketsoftware.com](http://blog.rocketsoftware.com)