

DATASHEET

Rocket Servergraph

Improve Backup Efficiency and Simplify Data Protection

- Save time and money by helping analyze backup processes and recovering storage space
- Isolate and resolve issues before they affect performance with a “single pane of glass” view
- Deliver the right information to the right people by configuring automated reports by business group, geography, application, and more
- Simplify audit preparation and ensure compliance with regulatory requirements and internal SLAs

Backup environments everywhere are getting more complicated, and businesses are demanding more from their backups than ever before. Service level expectations are also increasing and the amount of data being created is growing—yet IT budgets are shrinking. IT departments need a strategy to handle these challenges. Just as important, they need tools to help expand insight into the entire environment, including automating backup and reporting processes.

Rocket® Servergraph makes it easy to understand what's happening across heterogeneous backup environments. It proactively monitors and reports on the entire environment, providing a real-time, holistic view that helps IT staff better manage data protection processes, cost, and risks. Servergraph also simplifies audit preparation and compliance reporting while enabling custom reporting by business unit, geography, application and more.





▶ Save time and money by analyzing backup processes

IT teams can get more out of their existing infrastructure by using Servergraph to identify redundant backups and stale data. Servergraph helps teams spot clients that are using up precious storage space or processing cycles that would be better allocated elsewhere. Teams can do a "health check" in minutes, looking back at extensive history and detail reports and take steps to eradicate these "resource hogs" by leveraging incremental backups, improving deduplication processes, or reducing the number of backups retained. This process frees up storage capacity and processing cycles and preserves budget by reducing the need for additional storage hardware while enabling organizations to achieve higher backup performance with existing staff. By helping automate tasks and processes, it reduces the time for these activities from hours to minutes.

▶ Gain a single view into heterogeneous backup environments

With Servergraph, teams gain the insight they need to identify potential problems before service is affected. They can make smart decisions more quickly, and meet service-level agreements more easily.

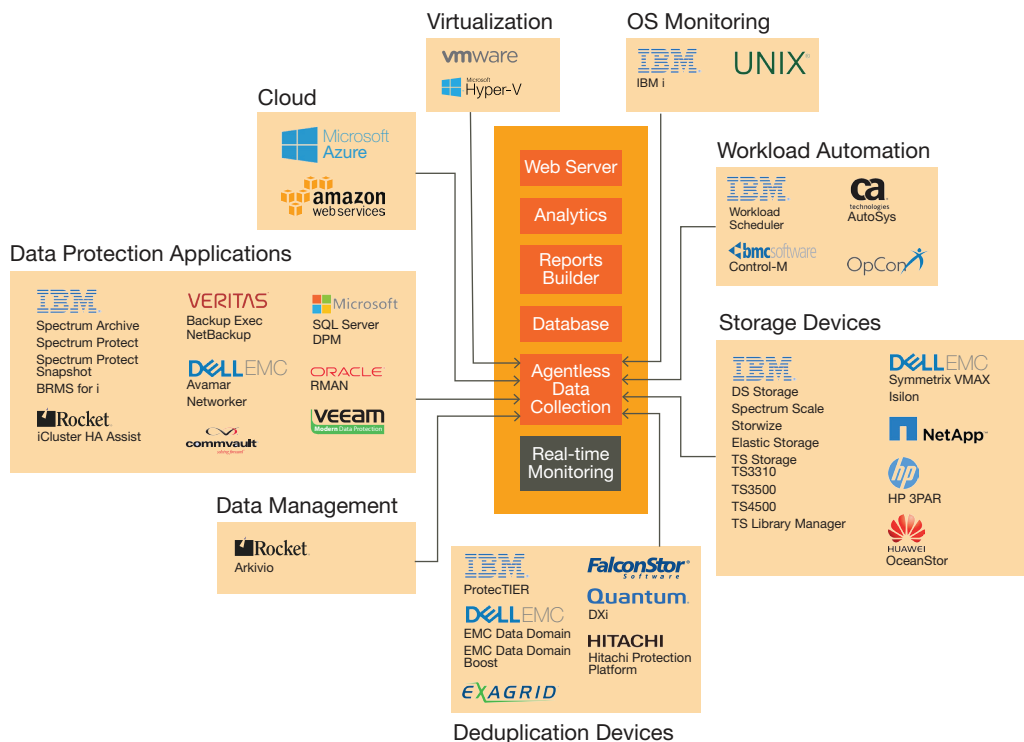


Figure 1: Servergraph supports all popular backup technologies

Servergraph proactively monitors the entire backup environment, regardless of the number of backup technologies in use. Automated dashboards and reports make it easy to manage data protection processes, costs, and risks. A centralized console, or "single pane of glass," provides comprehensive real-time, in-depth views across geographies and time zones.

Historical graphs help IT spot trends and make more informed decisions. When problems arise, Servergraph generates, prioritizes, and issues real-time alerts to staff so they can address situations before they disrupt business or jeopardize compliance. Team members can get out of reactive mode and reallocate their time to more strategic initiatives.

▶ Simplify audits and compliance with corporate policies and regulatory requirements

Enterprise backup environments can include multiple tool sets, schedulers, and storage environments from different vendors. Meeting governance and compliance requirements can be difficult, and many companies struggle to produce meaningful end-to-end backup reporting.

Servergraph provides all the tools and transparency that most companies need to satisfy auditors and adhere to corporate SLAs. It lets IT teams generate custom reports to address specific governance and compliance needs. A complete audit trail of all backup activities and processes—readily presentable when needed—simplifies documentation and reporting, freeing IT staff to focus on running the business.



Visibility into all backup platforms from a centralized console helps you manage entire heterogeneous backup environments and use resources more efficiently. You can view backup performance by application, server, size of backup, and virtual tape library, and expand any report for a full-page view.

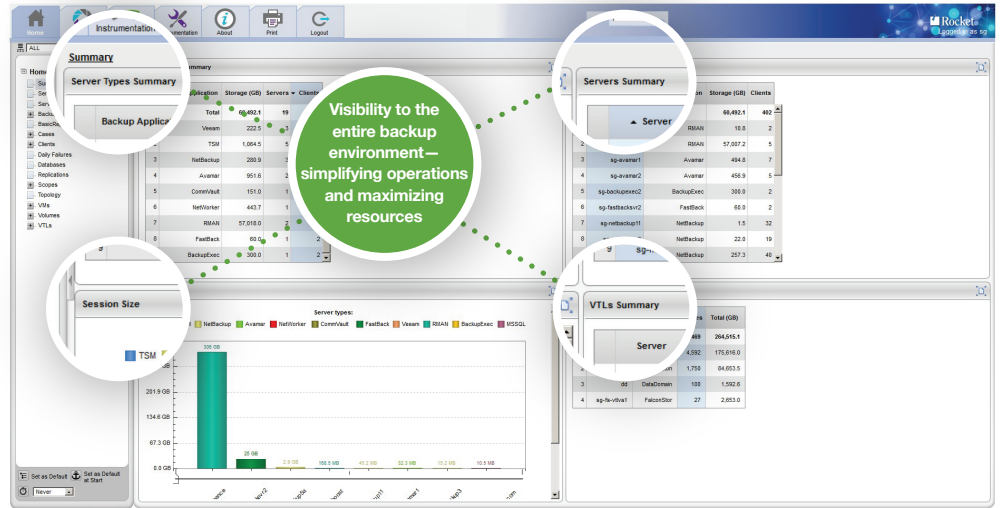


Figure 2: Gain visibility into the entire backup environment from a “single pane of glass”

Servergraph offers custom dashboards for different users, including IT managers, administrators, administrative end-users, and business managers in finance, DevOps, HR, and more. Customized reports make it easy for any users to see whether the backup environment is maintaining their data integrity.

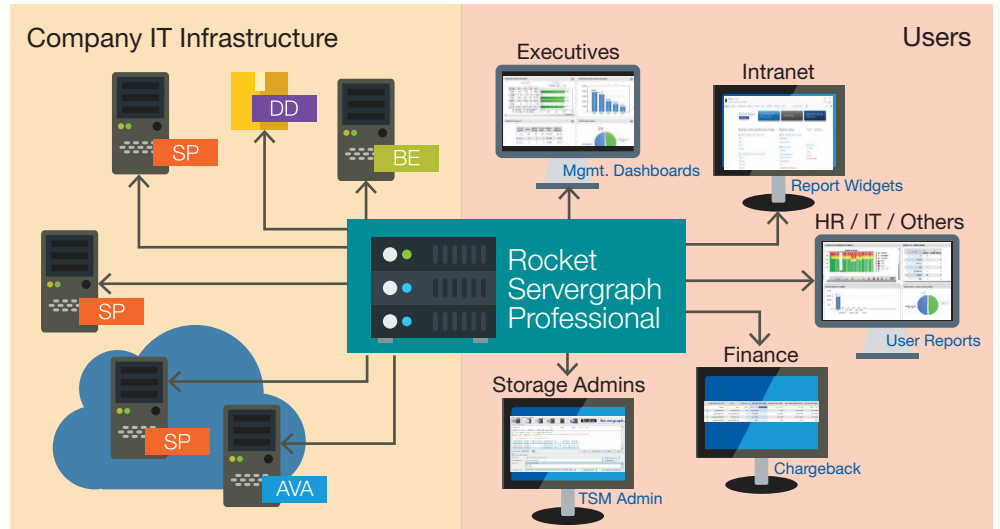


Figure 3: One application for multiple audiences

Managing the reporting process for chargebacks does not have to be a struggle. Servergraph provides automated billing and chargeback details, generating and sending email reports to department heads and others across the organization. You can define your own chargeback parameters and create specific billing rates for different media, storage locations, and other variables.

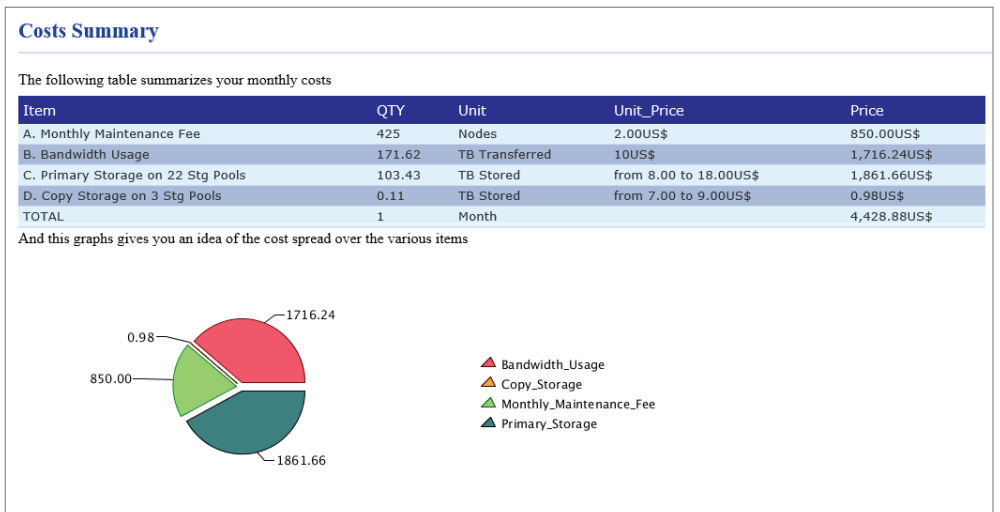


Figure 4: Automated billing with chargeback

Tech Specs

SERVER SPECIFICATION

- AIX 7.1 (must install on Large-File-Enabled file system)
- CentOS 6
- Red Hat Enterprise Linux 6 (64-bit), 7(64-bit)
- SELinux supported
- SUSE Linux Enterprise Server 11, 12

CLIENT SPECIFICATION

- Google Chrome 17 or later
- Microsoft IE 10 or later
- Mozilla Firefox 3.5 or later
- RE plug-in (for admin consoles)

ENTERPRISE INTEGRATION POINTS

- BMC Control-M
- CA Autosys
- IBM Tivoli Event Console (TEC)
- IBM Tivoli Netcool/OMNIBus
- IBM Workload Scheduler
- LDAP / Microsoft Active Directory
- Integrates with SNMP-enabled applications, including ticketing tools such as Remedy, and enterprise monitoring applications such as HP OpenView

SUPPORTED SOFTWARE AND APPLIANCES


- Commvault Simpana
- EMC Data Domain, Avamar, Isilon,
- Hitachi Protection Platform
- IBM FastBack IBM Spectrum Scale (GPFS)
- IBM i System and BRMS
- IBM ProtecTIER
- IBM Spectrum Archive (LTFS)
- IBM Spectrum Protect (TSM)
- IBM Spectrum Protect Snapshot (FCM)
- IBM Spectrum Scale (GPFS)
- IBM TS3310/TS3500/TS4500/TSLM
- Microsoft DPM and SQL Server
- Oracle RMAN
- Quantum DXi
- Rocket® iCluster
- Veeam
- Veritas NetBackup and BackupExec
- VMware Hypervisor and Hyper-V Hypervisor

“ We have been using Servergraph daily and I believe that it has saved me untold hours of troubleshooting and monitoring, and my supervisors can see that.”

Mike Burke
System Administrator
Monroe County, NY
USA

 rocketsoftware.com

 info@rocketsoftware.com

 US: 1 877 577 4323
EMEA: 0800 520 0439
APAC: 1800 823 405

 twitter.com/rocket

 www.linkedin.com/company/rocket-software

 www.facebook.com/RocketSoftwareInc

 blog.rocketsoftware.com