



DATASHEET

Rocket Discover for IBM Watson Workspace

Collaborative BI Powers Innovative Decision-Making

- Facilitate sharing and innovation with tight integration
- Reduce your reliance on IT with self-service tools
- Empower decision-making by combining data for a 360-degree business view

Humans are inherently social animals, and hallway conversations are a time-honored way to share information. Social platforms tap that primal need for connection. Applications once envisioned for personal use have transformed business, adding new ways to share business information, so ad hoc conversations can happen electronically. With the IBM business social network, you can confidently share knowledge beyond traditional organizational boundaries.

Rocket® Discover for IBM® Watson Workspace extends that social network so you can share business intelligence (BI) while innovating as a group. As a self-service BI solution, Rocket Discover provides data visualization and discovery for business users, helping IBM Watson Workplace customers leverage their social business platform for full BI collaboration. When you add business context to social platforms, discussion becomes more meaningful.

Discover enables you to capitalize on data discovery across targeted business teams. By sharing data files and dashboards while reviewing options and opinions in real time, you can help ensure prompt, accurate decisions for the best possible outcomes.





► Facilitate sharing and innovation with tight integration

The comprehensive integration between Rocket Discover and IBM Watson Workspace makes it easy to share information. Most operations require just a few clicks. For instance, if you want to share a Rocket Discover dashboard with a team in IBM Watson Workspace, simply choose the space, enter a comment, click OK, and your dashboard is instantly published. It's that easy.

Once you have shared a dashboard, any updates will automatically trigger notifications—including dashboard thumbnails—to be sent to IBM Watson Workspace spaces. Alerts monitored by dashboards or triggered by business rules can also be propagated to a team within IBM Watson Workspace.



► Reduce your reliance on IT with self-service tools

Rocket Discover gives executives and line-of-business owners a fast and easy way to connect to, explore, and share data. This hands-on approach to BI exploration and visualization provides deeper insights into enterprise data, to help your business compete more effectively.

With self-service discovery, users don't need programming skills to create their own reports. Dashboards come together quickly using a simple drag-and-drop interface. Add fields, filtering, and manipulate data as needed to get answers faster. Built-in intelligence features combined with a simplified process flow help users perform guided analytics out of the box, so they can quickly address their BI needs. A responsive user interface designed for browsers and tablets makes it easy to get information from a variety of locations. Self-service BI equips you to contribute to the collaborative workflow of a social business network.

► Empower decision-making by combining data for a 360-degree business view

Looking at your business from multiple angles leads to more accurate and ultimately, better-informed decisions. For a complete 360-degree view, you need to analyze insights gleaned from collaboration, as well as data from multiple mainframe, relational, and desktop sources.

With Rocket Discover, business users can easily create blended dashboards with visualizations from numerous sources. For example, one visualization might display TM1 forecasting data, while another shows inventory levels and revenue from an IBM Cognos PowerCube, and a third displays data from a file stored on Box or a local machine. Your team can then collaborate with stakeholders in real time by sharing the dashboard in a chat window. Engaging as a team directly in the dashboard environment eliminates costly surprises that could negatively impact your business.



Use a simple drag-and-drop interface to create dashboards using data from all enterprise sources. Add fields and filtering to manipulate data, then drill down with guided analytics that reveal hidden relationships and anomalies. Share and review dashboards with colleagues for better, faster decision-making, directly in the dashboards. Refine your original query with daily, weekly, hourly, or up-to-the-minute dashboard updates.

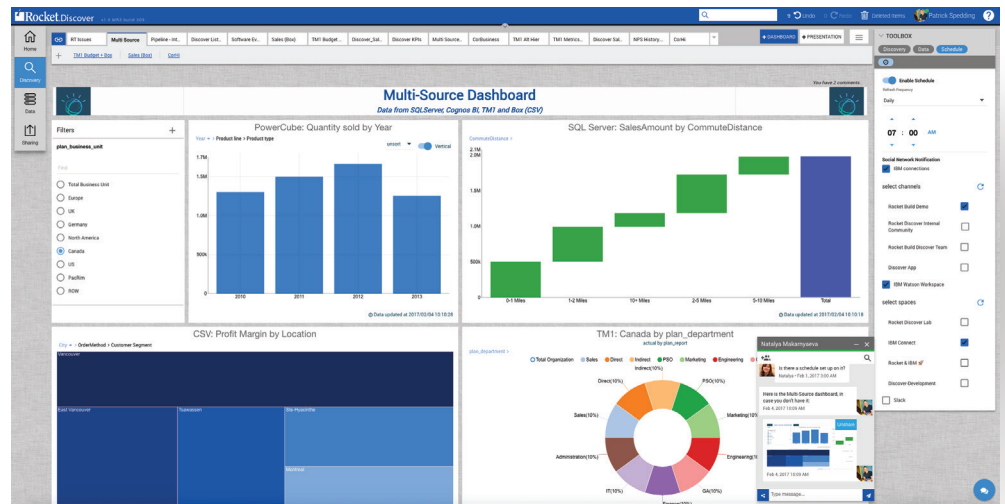


Figure 1: Make smarter decisions based on blended dashboards and collaboration

The intuitive Discover interface lets you create and modify data visualizations displayed on a dashboard. Drag and drop the contexts or measures you need, or add more variables for increased drill-down capability. Bar, pie, treemap, geomap, line, and scatter charts are available, along with many more chart objects.

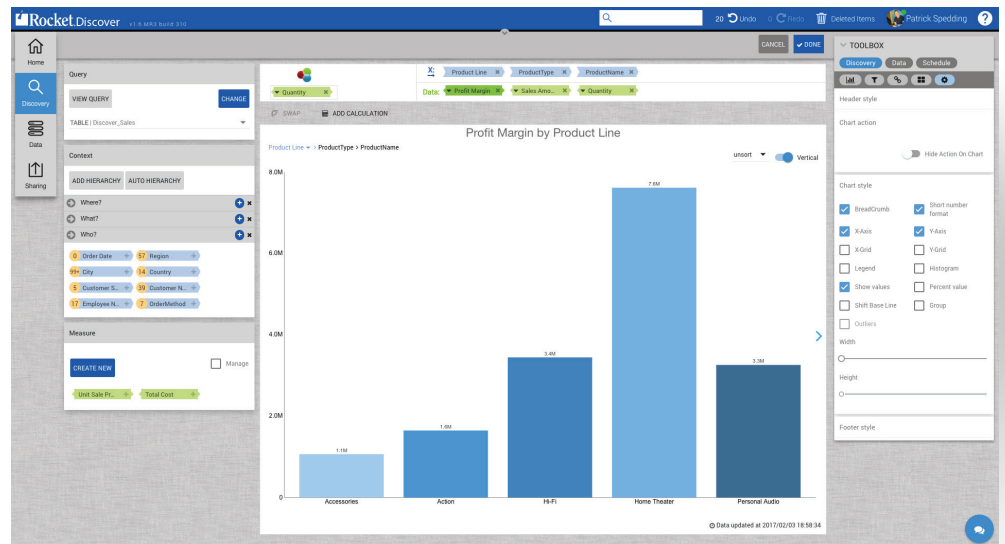


Figure 2: Create Visualizations for business insights in minutes with the Visualization editor

The integration between Rocket Discover and IBM Watson Workspace provides a complete collaborative BI workflow that can benefit large enterprises as well as smaller, growing businesses. When users share data and dashboards to collaborate on real-time insights, they can make better, more informed business decisions.

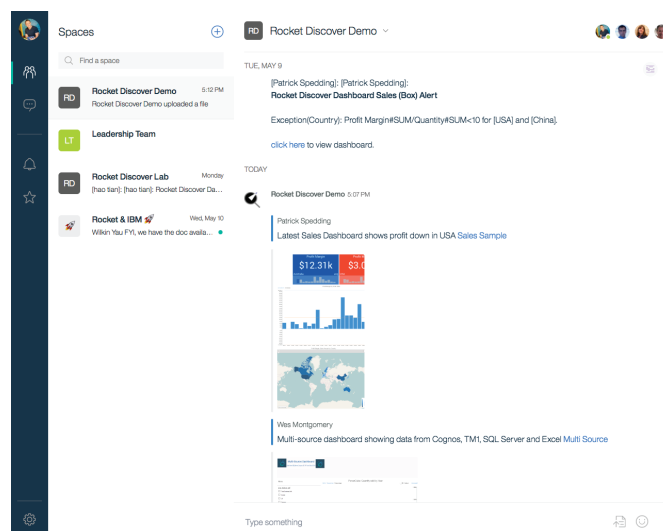


Figure 3: Comprehensive integration ensures the conversation flows smoothly

Tech Specs

Rocket Discover is available via cloud and on-premise deployments, and uses a server-side architecture that provides a web interface, so you never have to deal with client installations and updates.

SERVER SPECIFICATIONS

Hardware Requirements:

- Windows 7 64-bit
- Windows Server 2012 (with .NET Framework 3.5 enabled.)
- Windows Server 2008 R2 Service Pack 1
- Linux (64-bit CentOS 7, Red Hat Enterprise Linux 7, Ubuntu 14.04 and above)

System Requirements:

- Minimum recommended requirements for full production systems are:
 - 4 core CPU
 - 250 GB free disk space
 - 8 GB RAM
- Minimum recommended requirements for non-production systems are:
 - Dual core processor
 - 50 GB free disk space
 - 4 GB RAM

CLIENT ACCESS

Web Browser Requirements:

- Google Chrome version 50.0.2661.102 and above
- Mozilla Firefox version 47.0.1 and above
- Microsoft Edge version 25.10586.0.0 and above
- Apple Safari version 9.0.3 and above

DATA SOURCES

To optimize infrastructure (and user experience) Rocket Discover provides a hybrid approach to data retrieval, using live-query and/or in-memory data access. Connect to any of the following data sources for data preparation and discovery:

DATA SOURCES	IN-MEMORY	LIVE QUERY
IBM Cognos TM1 (10.2.2 FP 1 and above)		X
IBM DB2 LUW	X	X
IBM DB2 for i	X	X
IBM PureData System for Analytics	X	X
IBM QMF WebSphere	X	
Microsoft SQL Server (2005 and above)	X	X
MySQL	X	X
Oracle (11g and above)	X	X
Rocket D3	X	
Rocket UniVerse and Rocket UniData	X	
Rocket Data Virtualization	X	X
Rocket R/Link: Supports only .CSV, TAB, SQY, and .txt formats	X	
Teradata	X	X
IBM Cognos 10 BI content, including queries and PowerCubes	X	
Box: Supports only .CSV, TAB, SQY, and .txt formats	X	
Dropbox: Supports only .CSV, TAB, SQY, and .txt formats	X	
PostgreSQL	X	X
Rocket CorVu NG	X	
Salesforce	X	
IBM DB2 Connect (for Mainframe)	X	X
ODBC (Generic ODBC via System DSN)	X	X

DATA FILE TYPES


- CorBusiness (SQY) version 5.30.R02 and above
- CorBusiness (TAB) version 5.30.R02 and above
- CSV including the following delimiters: Comma, Tab, Space, Pipe, Semi colon

SOCIAL SOURCES

- IBM Connections
- IBM Watson Workspace
- Slack

 rocketsoftware.com

 info@rocketsoftware.com

 US: 1 877 577 4323
 EMEA: 0800 520 0439
 APAC: 1800 823 405

 twitter.com/rocket

 www.linkedin.com/company/rocket-software

 www.facebook.com/RocketSoftwareInc

 blog.rocketsoftware.com

